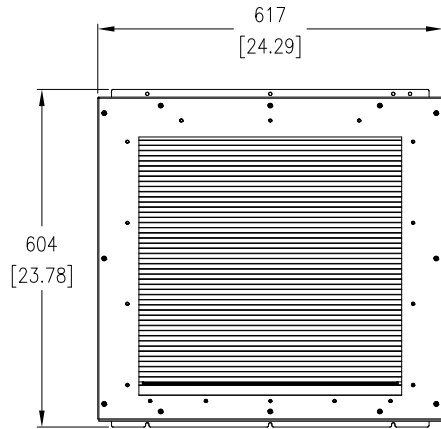
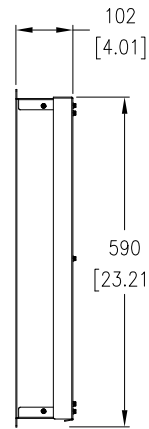


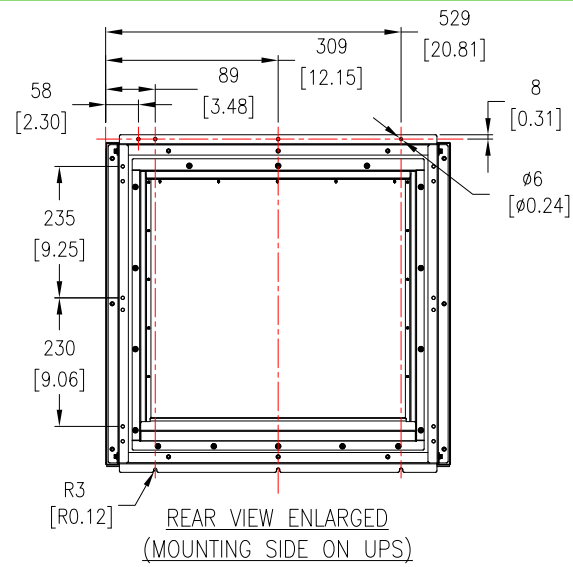
ISOMETRIC VIEW



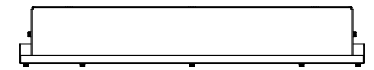
FRONT VIEW ENLARGED
(REAR SIDE OF UPS)



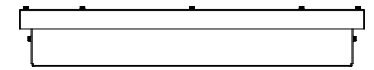
LEFT SIDE VIEW
ENLARGED



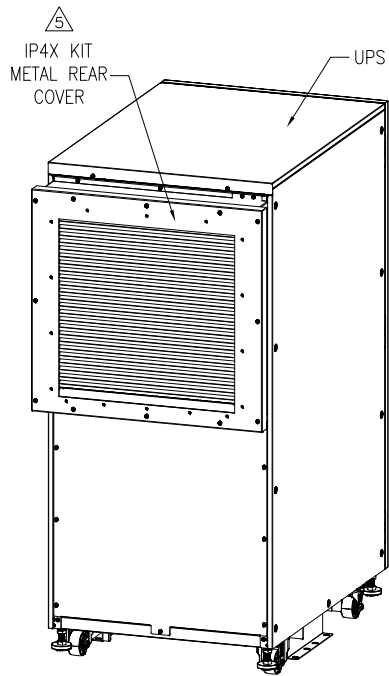
REAR VIEW ENLARGED
(MOUNTING SIDE ON UPS)



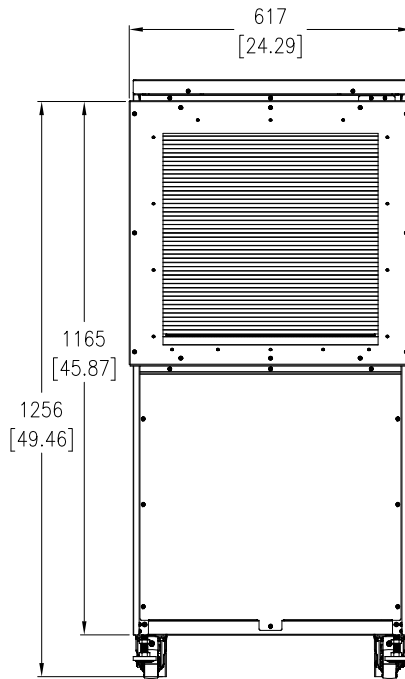
TOP VIEW ENLARGED



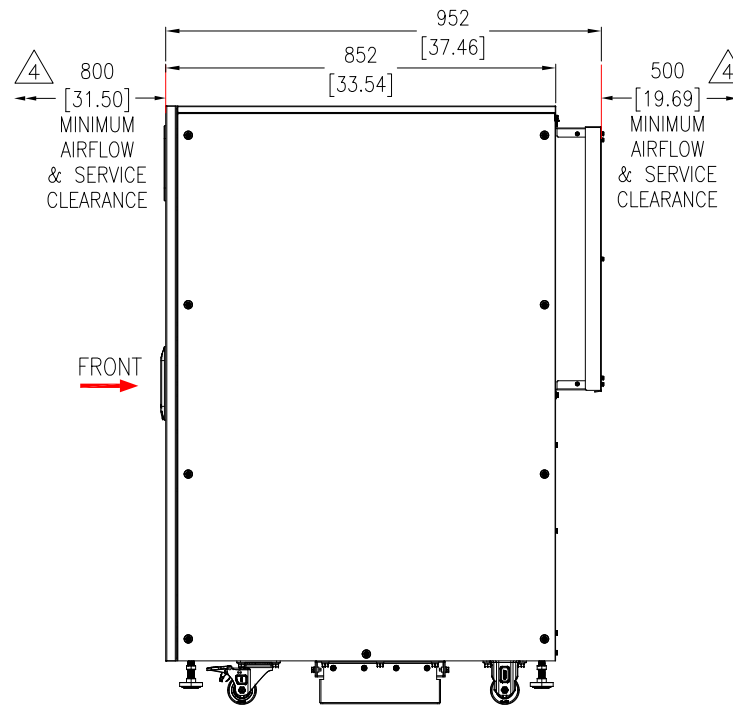
BOTTOM VIEW ENLARGED



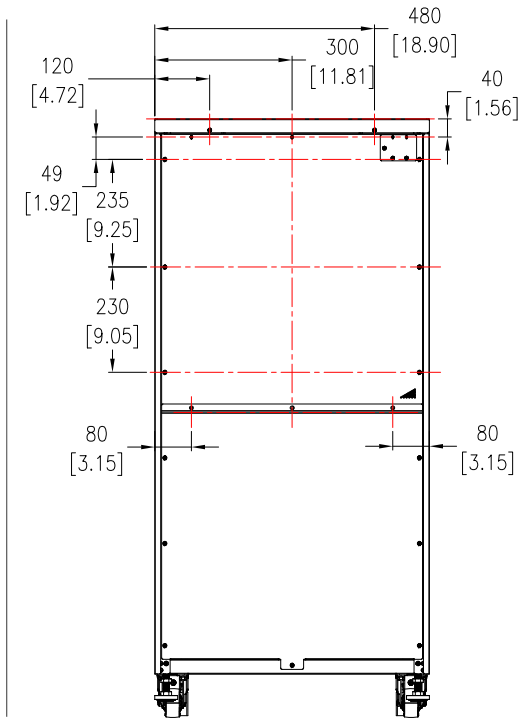
REAR ISOMETRIC VIEW



REAR SIDE OF UPS



LEFT SIDE VIEW



REAR VIEW OF UPS

NOTES:

1. INSTALLATION SHALL COMPLY WITH ALL APPLICABLE NATIONAL AND LOCAL ELECTRICAL REGULATIONS.
2. REFER TO PRODUCT DOCUMENTATION FOR ADDITIONAL DETAILS PRIOR TO INSTALLATION AND SITE PREPARATION WORK.
3. ALL DIMENSIONS ARE IN MILLIMETERS [INCHES] UNLESS OTHERWISE SPECIFIED.
4. FRONT AND REAR CLEARANCE ARE FOR AIRFLOW AND SERVICE ACCESS. CONSULT WITH THE LOCAL SAFETY CODES AND STANDARDS FOR ANY ADDITIONAL REQUIREMENTS OF LOCAL AREA.
5. FOLLOW THE INSTRUCTIONS IN MANUAL FOR INSTALLATION OF IP4X KIT.
6. WEIGHT OF IP4X KIT: 11.5 kg [25.4 lb].
7. PROTECTION CLASS: IP4X. AND COLOR: RAL 9003.
8. APPLICABLE CR NUMBERS : E3MUPS200KH

THIS DRAWING AND SPECIFICATIONS HEREIN ARE THE PROPERTY OF SCHNEIDER ELECTRIC AND SHALL NOT BE COPIED, REPRODUCED OR USED IN WHOLE OR IN PART, AS THE BASIS FOR THE MANUFACTURE OR SALE OF ITEMS WITHOUT WRITTEN PERMISSION FROM SCHNEIDER ELECTRIC. THIS DRAWING IS BASED UPON LATEST AVAILABLE INFORMATION AND IS SUBJECT TO CHANGE WITHOUT NOTICE.

Schneider Electric

TITLE: Easy UPS 3M IP4X Kit
For 200kVA, 400V, UPS
IP4X KIT - GENERAL ARRANGEMENT

PROJECT: SUBMITTAL DRAWINGS SHEET 1 OF 1

DWG NO: E3M0PT020

DRAWN: RANJITHA
ENGINEER: Bosheng Zhang
APPROVED: Sory Wang

21-NOV-23
19-DEC-23
19-DEC-23

REV: 0
FIRST ANGLE PROJECTION